

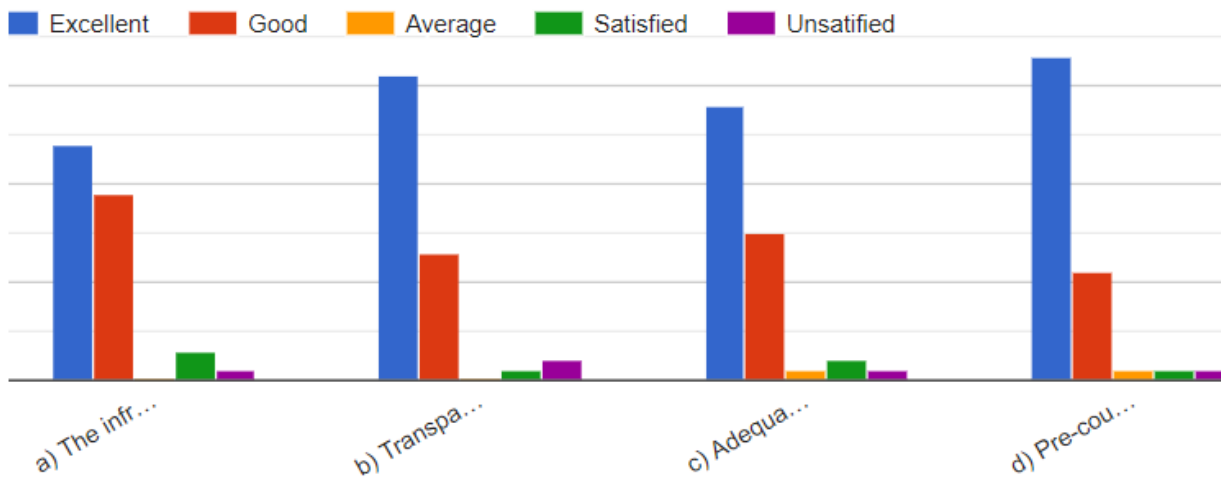


Gurukrupa College of Education & Research, Kalyan

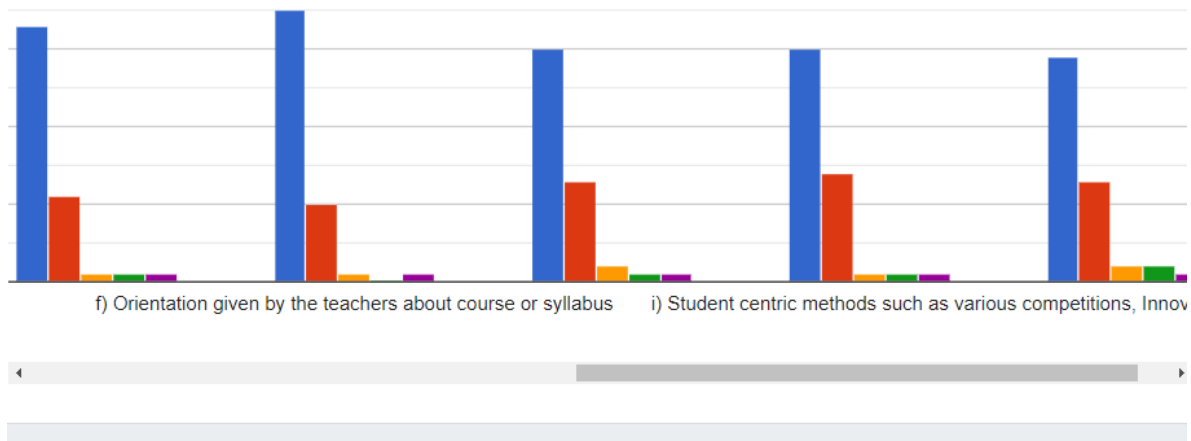
Rate your satisfaction level with the following aspects of the college (Excellent) 1..2..3..4..5 (Unsatisfied)

- a) The infrastructure provided by the college
- b) Transparency in conducting examination and declaration of results
- c) Adequacy, Accessibility and Quality of Teaching-Learning Resources
- d) Pre-course Counselling before examination
- e) Time given by the teachers for any queries or clarifications
- f) Orientation given by the teachers about course or syllabus
- g) Notes and other study material provided by the teachers
- h) The Innovative teaching methods such as guest lectures, PPTs., Use of ICT tools conducted by the college
- i) Student centric methods such as various competitions, Innova, IT matrix, Soft Gyan conducted by the college

1) Rate your satisfaction level with the following aspects of the college (Excellent) 1..2..3..4..5 (Unsatisfied)



1) Rate your satisfaction level with the following aspects of the college (Excellent) 1..2..3..4..5
(Unsatisfied)



We received 47 responses for this Student Satisfaction Survey Question

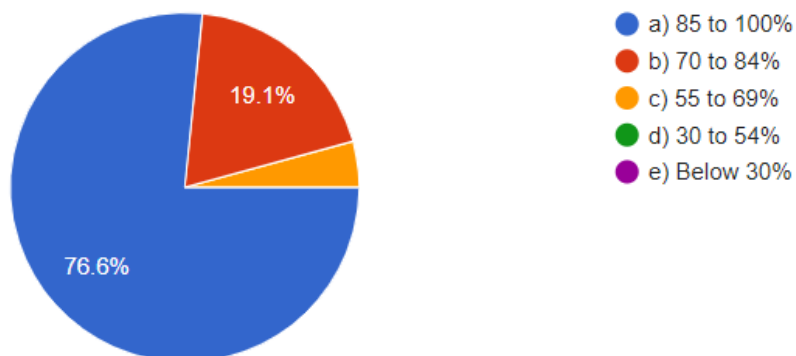
- 1) Regarding The infrastructure provided by the college out of 47 students, 24 students rated Excellent, 19 students rated Good, 3 students rated Satisfied and 1 student rated Unsatisfied
- 2) Regarding Transparency in conducting examination and declaration of results out of 47 students, 31 students rated Excellent, 13 students rated Good, 1 student rated Satisfied and 2 students rated Unsatisfied
- 3) Adequacy, Accessibility and Quality of Teaching-Learning Resources results out of 47 students, 28 students rated Excellent, 15 students rated Good, 1 student rated Average, 2 students rated satisfied and 1 student rated Unsatisfied.
- 4) Regarding Pre-course Counselling before examination out of 47 students, 33 students rated Excellent, 11 students rated Good, 1 student rated Average, 1 student rated satisfied and 1 student rated Unsatisfied.
- 5) Regarding Time given by the teachers for any queries or clarifications out of 47 students, 33 students rated Excellent, 11 students rated Good, 1 student rated Average, 1 student rated satisfied and 1 student rated Unsatisfied.
- 6) Regarding Orientation given by the teachers about course or syllabus out of 47 students, 35 students rated Excellent, 10 students rated Good, 1 student rated Average, and 1 student rated Unsatisfied.
- 7) Regarding Notes and other study material provided by the teachers out of 47 students, 30 students rated Excellent, 13 students rated Good, 2 students rated Average, 1 student rated satisfied and 1 student rated Unsatisfied.

- 8) Regarding The Innovative teaching methods such as guest lectures, PPTs.,Use of ICT tools conducted by the college out of 47 students, 30 students rated Excellent, 14 students rated Good, 1 student rated Average, 1 student rated satisfied and 1 student rated Unsatisfied.
- 9) Regarding Student centric methods such as various competitions, Innova, IT matrix, Soft Gyan conducted by the college out of 47 students, 29 students rated Excellent, 13 students rated Good, 2 students rated Average, 2 students rated satisfied and 1 student rated Unsatisfied.

How much of the syllabus was covered in the class?

2) How much of the syllabus was covered in the class?

47 responses



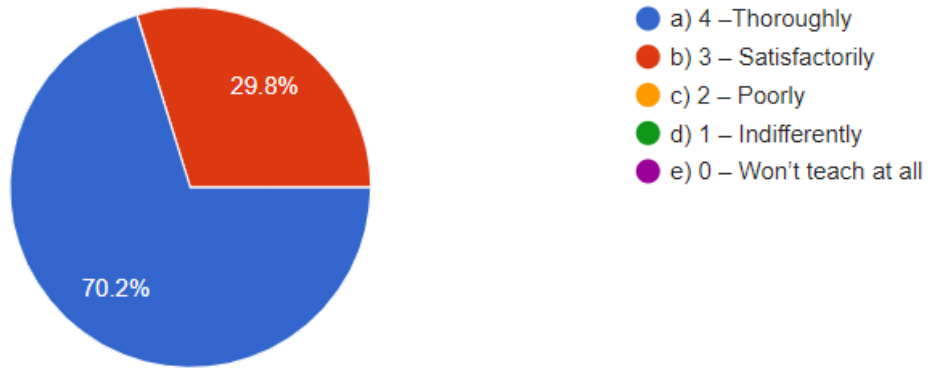
We received 47 responses for this Student Satisfaction Survey Question

Out of 47 students 36 (76.6%) students responded as 85 to 100%, 9 (19.1%) students responded as 70 to 84%, 2 (4.3%) students responded as 55 to 69%

How well did the teachers prepare for the classes?

3) How well did the teachers prepare for the classes?

47 responses



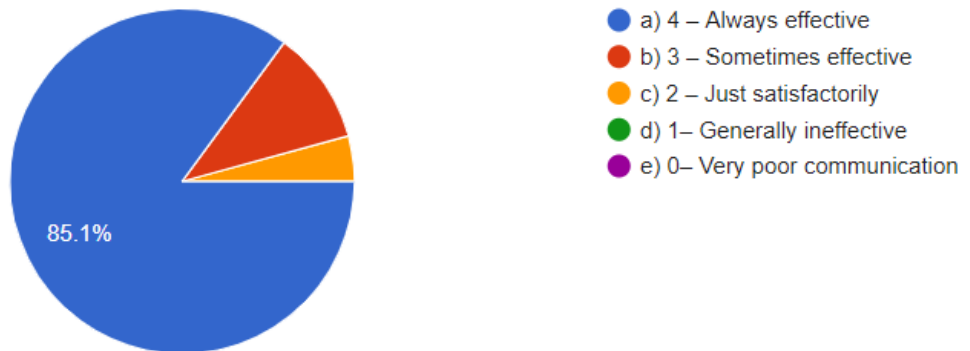
We received 47 responses for this Student Satisfaction Survey Question

Out of 47 students 33 (70.2%) students responded as thoroughly, 14 (29.8%) students responded as satisfactorily.

How well were the teachers able to communicate?

4) How well were the teachers able to communicate?

47 responses



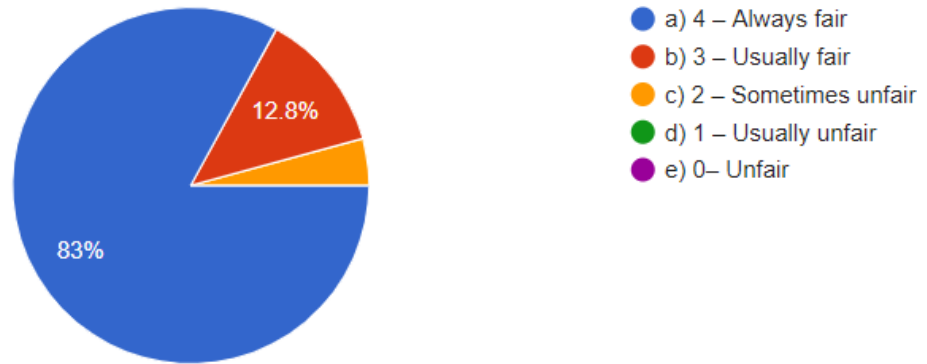
We received 47 responses for this Student Satisfaction Survey Question

Out of 47 students 40 (85.1%) students responded as **always effective**, 5 (10.6%) students responded as **sometimes effective**, 5 (10.6%) students responded as **Sometimes effective** 2 (4.3%) students responded as **Just satisfactorily**.

Fairness of the internal evaluation process by the teachers

5) Fairness of the internal evaluation process by the teachers.

47 responses



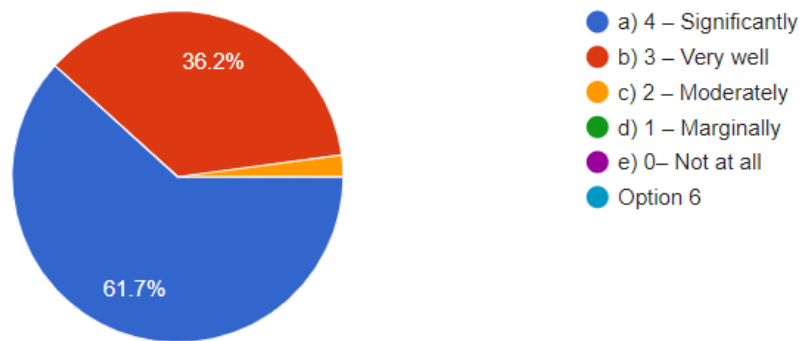
We received 47 responses for this Student Satisfaction Survey Question

Out of 47 students 39 (83%) students responded as **always fair**, 6 (12.8%) students responded as **usually fair**, 2 (4.3%) students responded as **sometimes unfair**.

The teaching and mentoring process in your institution facilitates you in cognitive, social and Emotional growth.

6) The teaching and mentoring process in your institution facilitates you in cognitive, social and Emotional growth.

47 responses



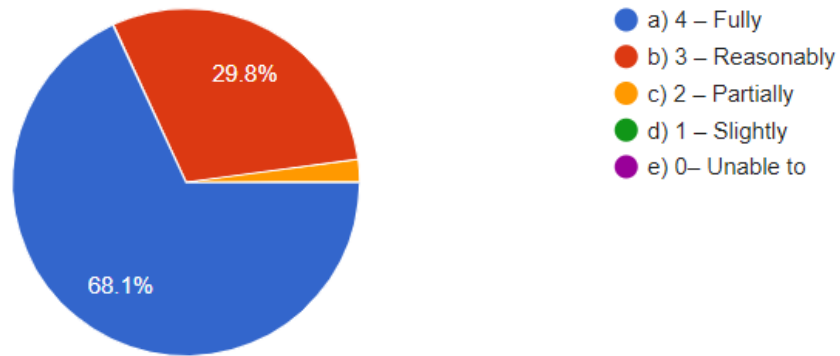
We received 47 responses for this Student Satisfaction Survey:

Out of 47 students 29 (61.7%) students responded as significantly, 17 (36.2%) students responded as very well, 1(2.1%) students responded as moderately.

The teachers identify your strengths and encourage you with providing right level of challenges.

7) The teachers identify your strengths and encourage you with providing right level of challenges.

47 responses



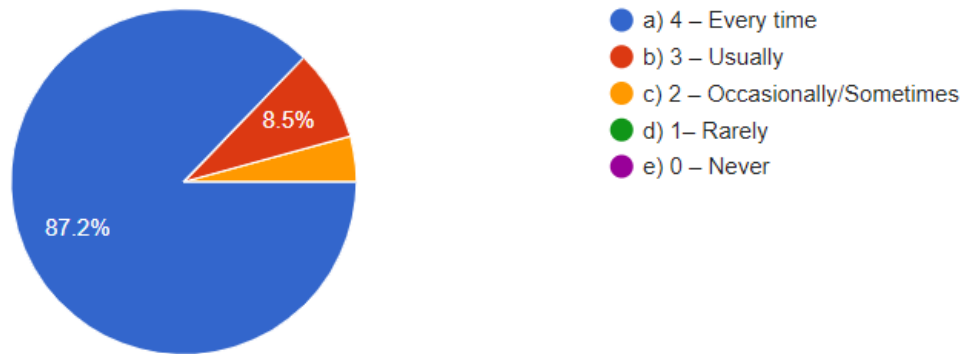
We received 47 responses for this Student Satisfaction Survey Question

Out of 47 students 32 (68.1%) students responded as fully, 14 (29.8%) students responded as reasonably, 1(2.1%) students responded as partially.

The teachers illustrate the concepts through examples and applications.

8) The teachers illustrate the concepts through examples and applications.

47 responses



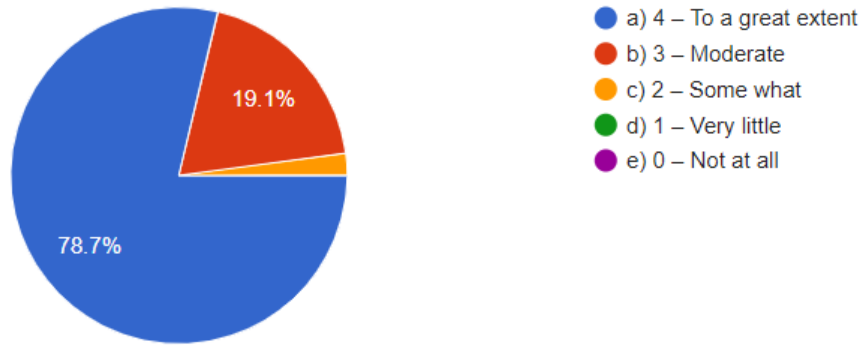
We received 47 responses for this Student Satisfaction Survey Question

Out of 47 students 41 (87.2%) students responded as every time, 3 (8.5%) students responded as usually, 2(4.3%) students responded as occasionally/sometimes.

Efforts are made by the institute/ teachers to inculcate soft skills, life skills and employability skills to make you ready for the world of work.

9) Efforts are made by the institute/ teachers to inculcate soft skills, life skills and employability skills to make you ready for the world of work.

47 responses



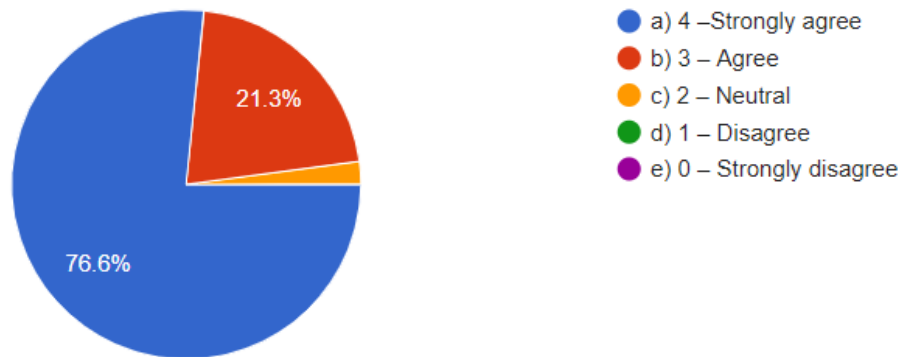
We received 47 responses for this Student Satisfaction Survey Question

Out of 47 students 37 (78.7%) students responded as to the great extent, 3 (19.1%) students responded as moderate, 1(2.1%) student responded as somewhat.

The overall quality of teaching-learning process in your institute is very good.

10) The overall quality of teaching-learning process in your institute is very good.

47 responses



We received 47 responses for this Student Satisfaction Survey Question

Out of 47 students 36 (76.6%) students responded as strongly agree, 10 (21.3%) students responded as agree, 1 (2.1%) student responded as neutral.

What can be improved regarding your experience at this college?

We are glad to say that maximum student's experience regarding college is very good. Following are some of opinions of the students.

- Everything was to my satisfaction. Thank you to all the teachers who guided us.
- Everything thing is well only improve student experience.
- I am fully satisfied with this college as they worked a total student-centered in this pandemic situation. I requested to all maintain this year to year ahead. Thanks a lot.
- All teachers are very supportive and as of now everything is very good so no improvements required. All teachers have given their best to improve us in many things
- Our professor and principal take great efforts.
- Learnt so much from the teachers in the two years
- It is completely hilarious how well the college managed in this pandemic situation, keep it up.
- Though it was virtual classes for the whole year, still very well planned and executed by the teachers.